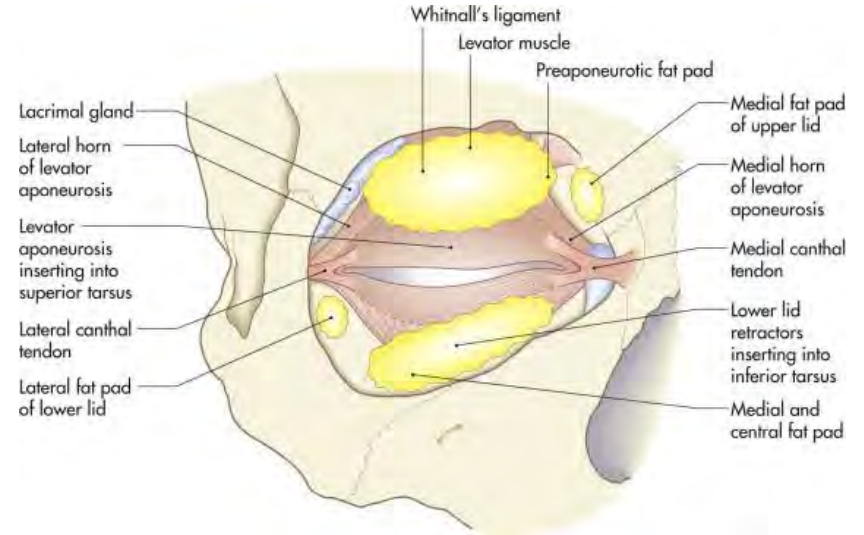
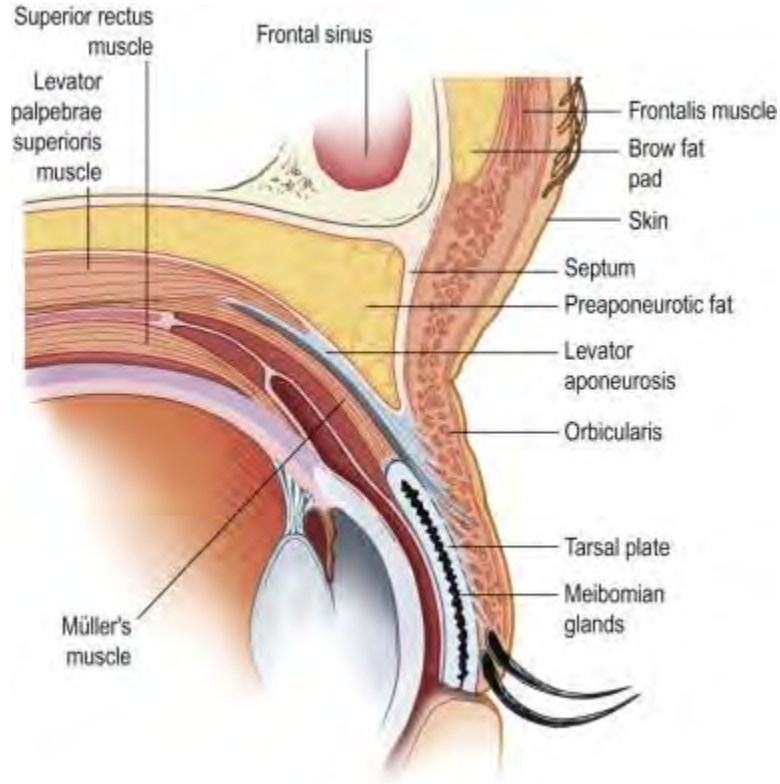




Ptosis: het ooglid in de plooi?

Rachel Kalmann

anatomie



Ptosis



- congenitaal



- verworven





Myogeen

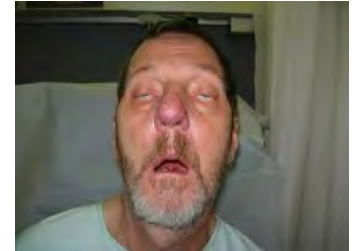
Congenitaal



Myasthenia Gravis



CPEO



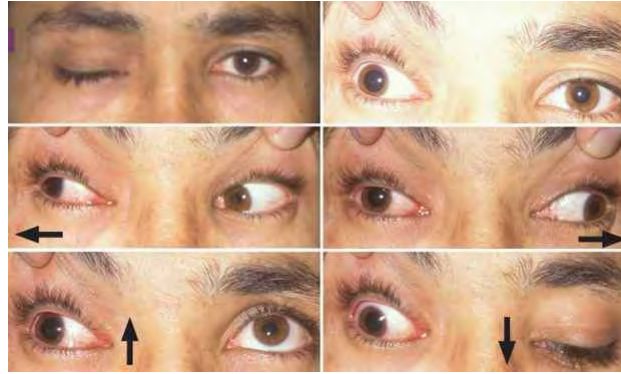
Dystrofia Myotonica

Blefarophimosis



Neurogeen

N III paralyse



Horner



Marcus Gunn jaw-winking



Aponeurogeen



- Levatordesinsertie



Mechanische ptosis

- Tumor



- Litteken



- Anophthalmus



Ptosis

Anamnese



- Aangeboren
- CL
- Toename loop van de dag
- Slikklachten
- dubbelzien



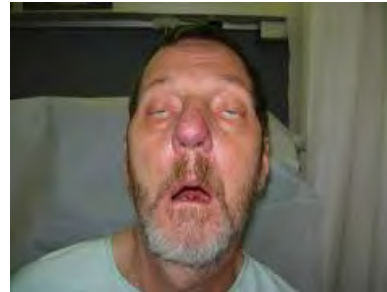
Kijken



Torticollis

Frontalisoveractie

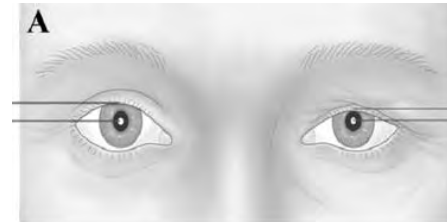
'Jammergestalt'



Ptosis diagnose/onderzoek

Meten

- Verticale lidspleet
- MRD 1
- Levatorfunctie
- (Hoogte) lidcrease
- Phenylephrine test



Verder onderzoek



- Oogstand/motiliteit
- Cornea
- Bell
- huidoverschot



(Hoogte) lidcrease



Hoe krijgen we het hangend lid weer omhoog ?



operatie

- Levatorplicatie/advancement
- Levatorresectie

- Müllerectomie
- Frontalis suspensie

Levatorfunctie

- >10mm
- 5-10mm

- LF>10mm (Ptosis ≤2mm)
- LF< 5mm



levatorplicatie



Voor- en nadelendelen anterieure benadering

Voor

- Intact laten conjunctiva
- Gelijktijdig huidverwijderen
- lidcreaseherstel

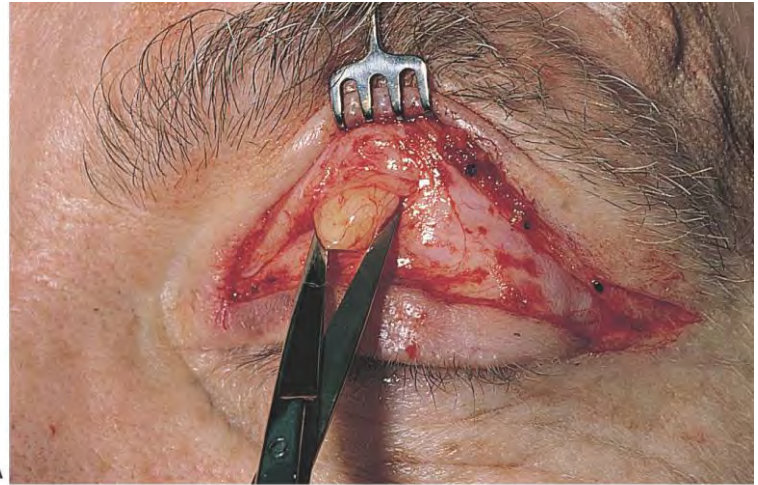
Na

- Resultaat moeilijker in te schatten
- litteken



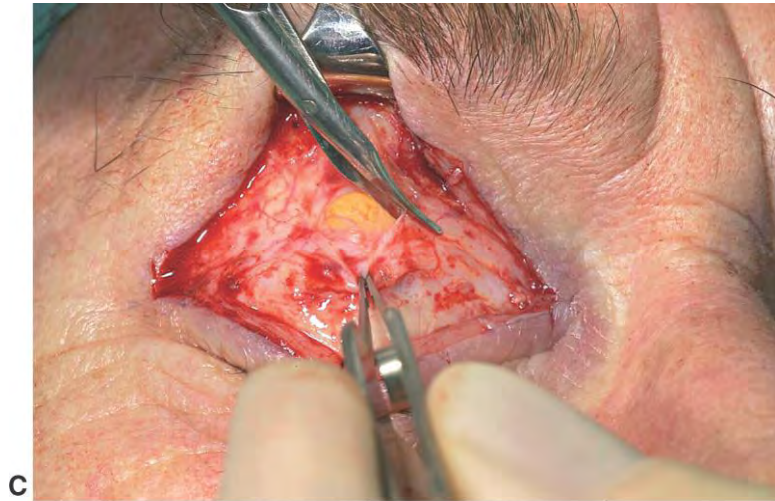


© 2008 Elsevier Ltd. Tyers & Collin: Colour Atlas of Ophthalmic Plastic Surgery 3e.

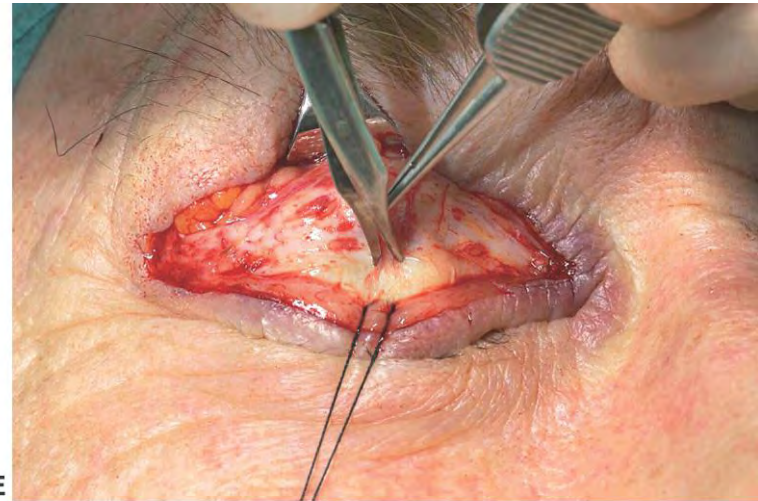


© 2008 Elsevier Ltd. Tyers & Collin: Colour Atlas of Ophthalmic Plastic Surgery 3e.



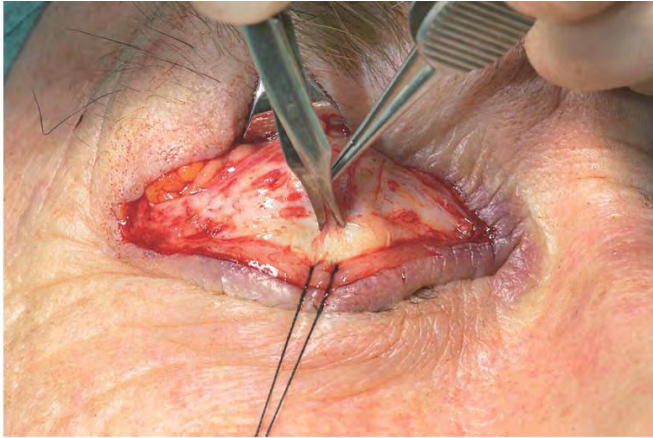


© 2008 Elsevier Ltd. Tyers & Collin: Colour Atlas of Ophthalmic Plastic Surgery 3e.



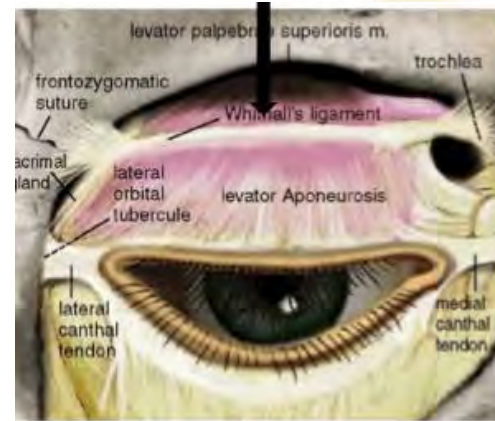
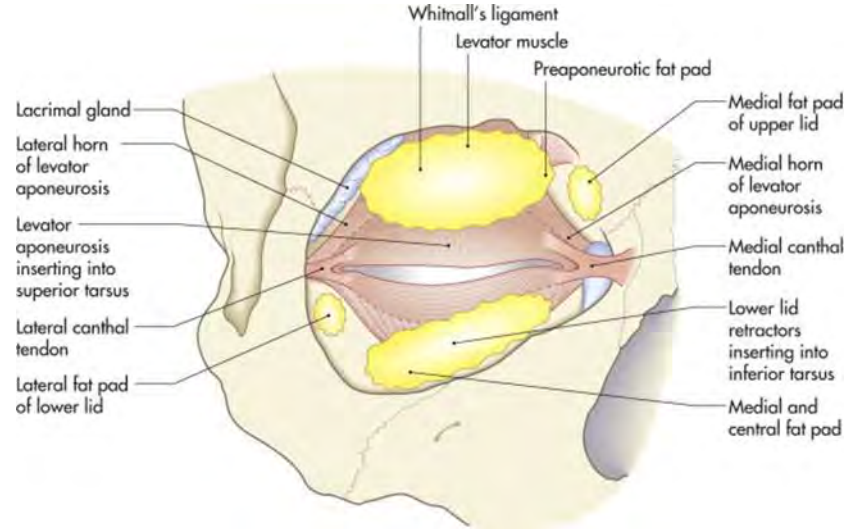
© 2008 Elsevier Ltd. Tyers & Collin: Colour Atlas of Ophthalmic Plastic Surgery 3e.





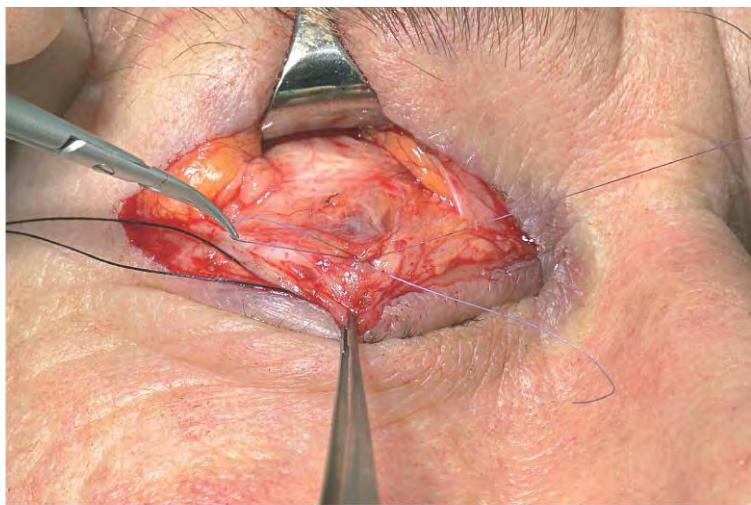
E

© 2008 Elsevier Ltd. Tyers & Collin: Colour Atlas of Ophthalmic Plastic Surgery 3e.



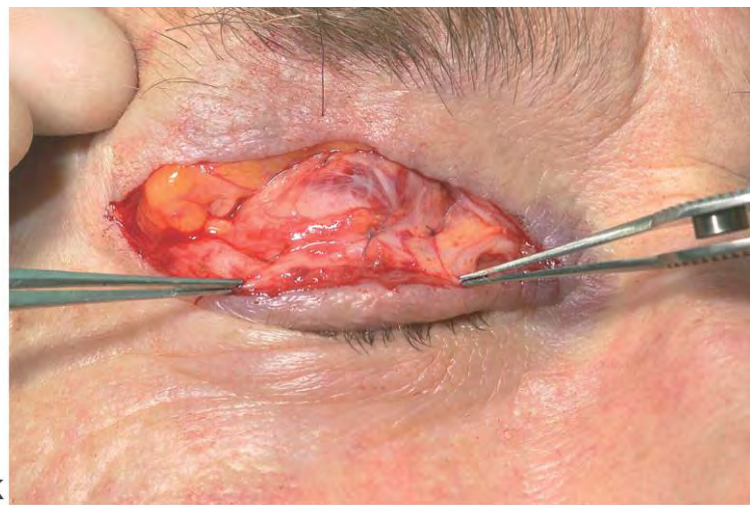
S
e





J

© 2008 Elsevier Ltd. Tyers & Collin: Colour Atlas of Ophthalmic Plastic Surgery 3e.



K

© 2008 Elsevier Ltd. Tyers & Collin: Colour Atlas of Ophthalmic Plastic Surgery 3e.





L

© 2008 Elsevier Ltd. Tyers & Collin: Colour Atlas of Ophthalmic Plastic Surgery 3e.



Collin Tyers



EINDE PRESENTATIE

